






Conference Page for CLAWAR 2020

We will be using <https://dry.io> for hosting the conference.
(Zoom meetings, comments, live announcements, etc.)

d.

Filter by keyword



CLAWAR 2020
CLAWAR 2020, August 24-26 2020. Moscow Russia

In category: Conferences

Talks ... x

Committees ... x

Papers ... x

Comments ... x


Announcements ... x

Photos ... x


+

Tab Collection ▾

View Mode ▾ ▶



CLAWAR 2020



Add to

Google Calendar

Outlook (.ics)

Yahoo Calendar

[React](#) [Comment](#) ...

Your dry.io Author Credentials

Your username is based on your paper number:

Username: clawar2020_paper**PAPER_NUMBER**

Password: clawar2020author


For example, if your paper number is 7:

Username: clawar2020_paper7

Password: clawar2020author


Step 1

Visit <https://dry.io>



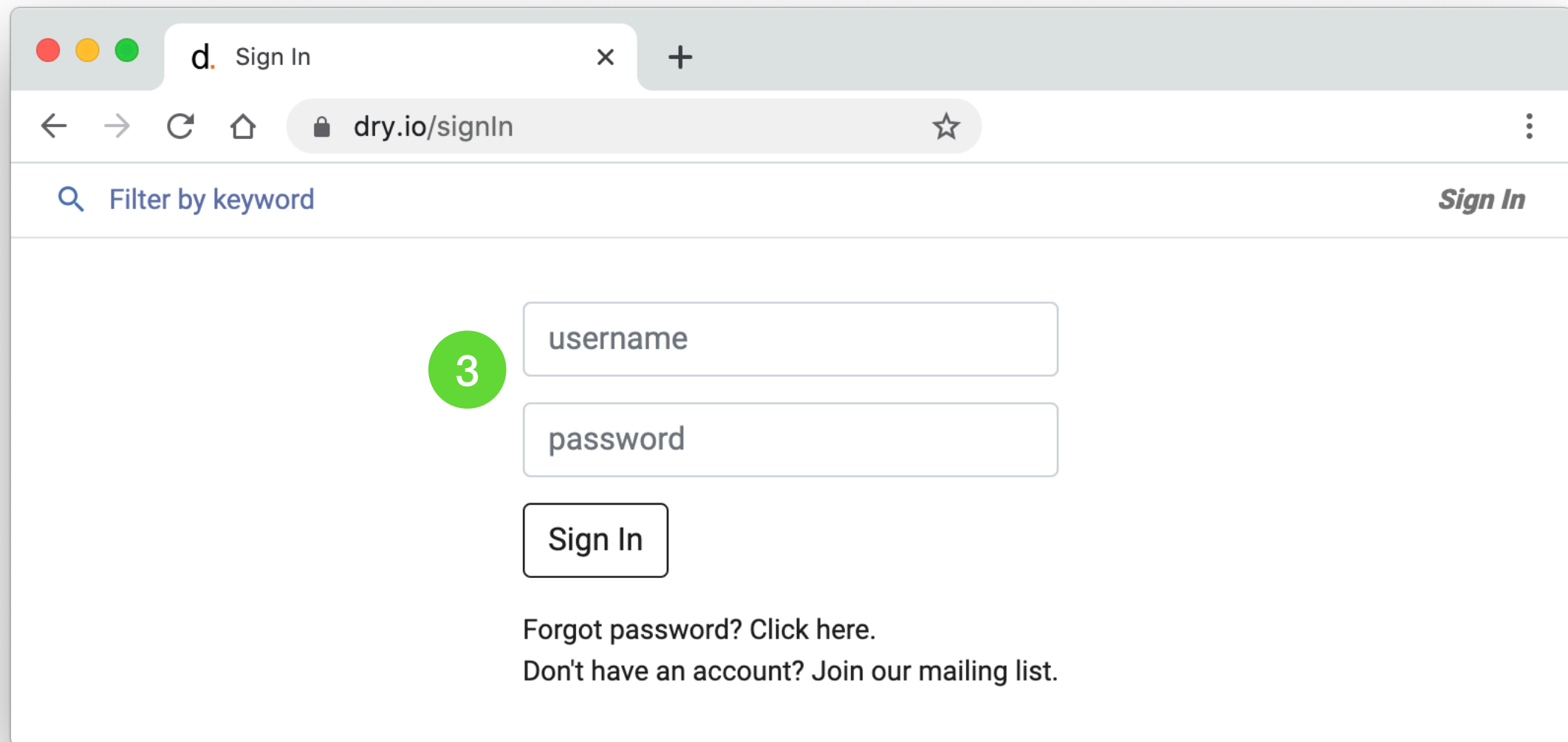
Step 2

Click on “Sign In”



Step 3

Enter your username and password



The screenshot shows a web browser window with the address bar displaying 'dry.io/signIn'. The page has a search bar with the text 'Filter by keyword' and a 'Sign In' link in the top right corner. The main content area contains a sign-in form with two input fields: 'username' and 'password'. A green circle with the number '3' is positioned to the left of the 'username' field, indicating the current step. Below the input fields is a 'Sign In' button. At the bottom of the form, there are two links: 'Forgot password? Click here.' and 'Don't have an account? Join our mailing list.'

3

username

password

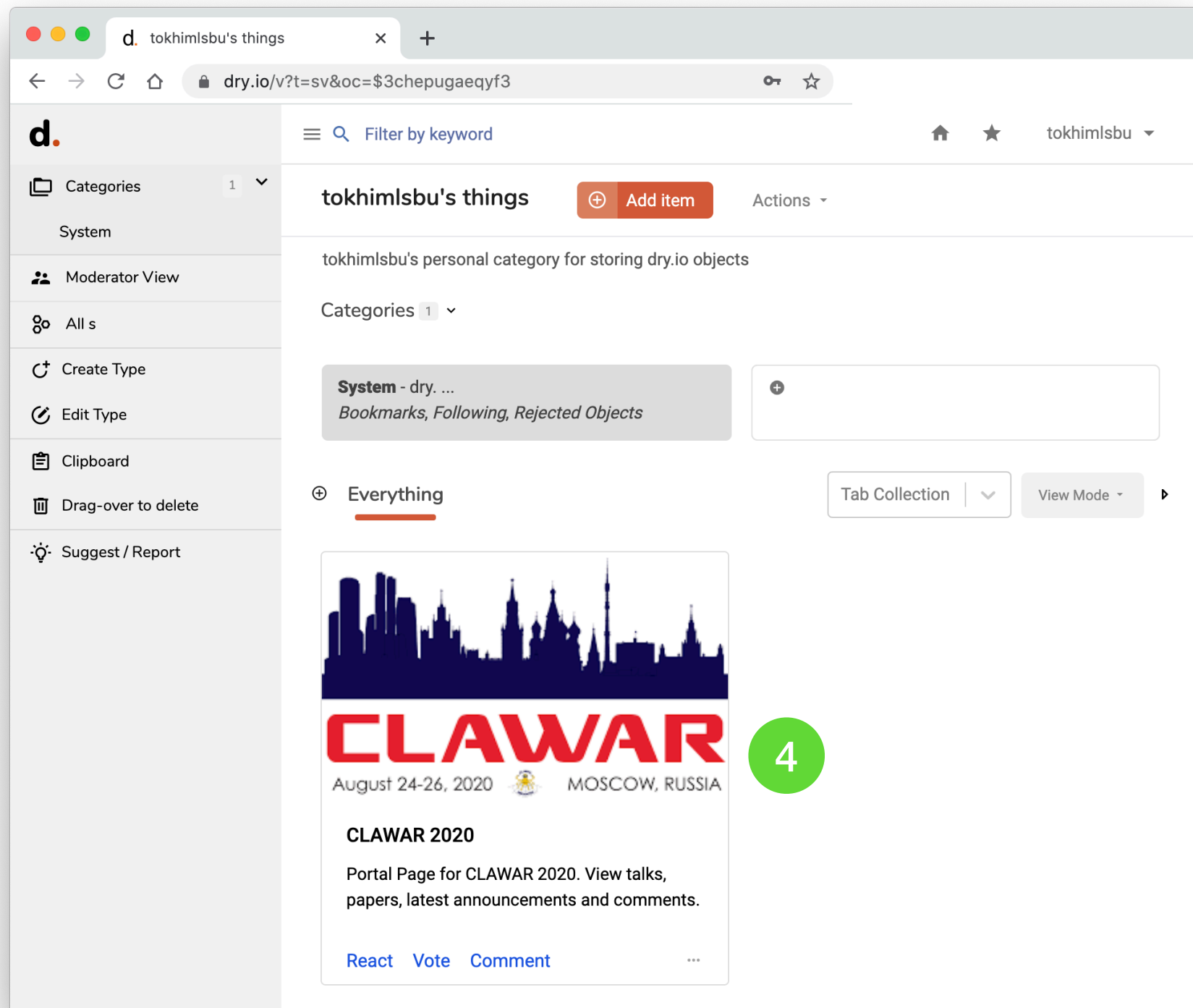
Sign In

Forgot password? Click here.

Don't have an account? Join our mailing list.

Step 4


Click on the CLAWAR 2020 card




Step 5





Click on the Join button

5



CLAWAR 2020 Day 1

 **Join**

August 24, 2020 
12:00 – 12:30 UTC 
15:00 – 15:30 MSK 
13:00 – 13:30 BST 

Add to

[Google Calendar](#)

[Outlook \(.ics\)](#)

[Yahoo Calendar](#)

[React](#) [Comment](#) ...

Changing your password

After signing in, visit <https://dry.io/us> to change your password.